




MAZDA CX-60



We believe in the power of human potential;
creativity, imagination and the amazing things
we're all capable of when we're inspired.

We believe in taking the unconventional road
and going the extra mile to do work that inspires.

We believe in artisans, designers, engineers, and ambassadors
who pour human energy into their work.

We believe in the power of cars to move human emotions.
To awaken senses, heighten reflexes, make pulses race.

We believe the joy of being alive comes from
what we discover on our journey,
and the inspiration we find in every mile.


MAZDA MAKES YOU FEEL ALIVE.





BORN OUT OF A UNIQUE JAPANESE AESTHETIC










PASSION FOR DRIVING







ENERGIZES AND INSPIRES CONFIDENCE

A scenic view of a mountain range at sunset or sunrise. The sky is a mix of soft pinks, oranges, and blues. In the foreground, there are dark, bare trees and a patch of snow. The mountains in the background are partially covered in snow and shrouded in a light mist.

LESS IS MORE







BUILT TO RESPOND

ALL-NEW SCALABLE PLATFORM WITH LONGITUDINAL ENGINE

Put simply, Mazda is a name that means driving pleasure. With feeling completely at one with the car, as if it's an extension of you. We call that feeling *Jinba-ittai*. It's the hallmark of all our vehicles, and you'll find it in full measure in CX-60. Engineered to give exhilarating response that is also friendly to the environment, CX-60's in-line six-cylinder engine and front-engine rear-wheel-drive (FR) layout is the debut of the longitudinal version of our Skyactiv Multi-Solution Scalable Architecture platform. This all-new platform accommodates both four- and six-cylinder longitudinal engines of any capacity, as well as diverse electrification technologies such as our M Hybrid mild hybrid system. Design was directed by our unique Skyactiv-Vehicle Architecture concept, assuring that CX-60 works with the human body's inherent ability to maintain balance while in motion to place you in full command of the greater power of our newly developed engine. So you can comfortably maintain a relaxed, well-balanced posture even as you experience the pleasure of controlling G forces in various driving situations.

In-depth research into how force is transmitted through CX-60's structure resulted in an extremely rigid body you can immediately feel responding to your control inputs, giving you a true sense of unity with the vehicle. This is further enhanced by seats meticulously designed to support the pelvis and preserve balance to enhance your feeling of being one with CX-60.





BALANCE OF POWER

The newly developed petrol e-Skyactiv G 3.3-litre turbocharged in-line six-cylinder engine offering dramatically improved driving performance. Developed under a 'right-sizing' concept which calls for optimizing displacement to maximize gains in fuel and power efficiency, and thanks to cleverly simplified structure, this straight-six unit has weight comparable to a four-cylinder engine, contributing to efficient space utility and improved handling performance. Our latest electrification technology, M Hybrid Boost (MHEV48), is paired with e-Skyactiv G. This unique mild hybrid system captures energy from deceleration, storing it as electricity to power a motor that assists the engine during pull-away and acceleration. And to further improve fuel economy, the motor also assists in the light-load range from idling to low speed, the area where internal combustion engines are at their least efficient.

This powerplant is mated with an eight-speed automatic transmission featuring a clutch instead of a torque converter. This results in a more direct transfer of the engine and motor's torque to provide fast, positive shifting similar to a manual gearbox, more perfectly embodying Mazda's *Jinba-ittai* driving philosophy.



e-SKYACTIV-G



POISED TO PERFORM

i-ACTIV AWD

CX-60's longitudinal powertrain layout allows i-Activ AWD to give you the best of both worlds: the neutral cornering characteristics of a rear-wheel-drive system combined with the reassuring stability of all-wheel drive. This full-time AWD system primarily delivers power to the rear wheels for the superior handling associated with the sports car's classic FR configuration, yet continuously monitors driving conditions to dynamically direct power to any of the four wheels as necessary. The result is a new level of high-speed, straight-line stability on highways, inspiring handling on winding roads, and reliably stable traction on snow or slippery surfaces. It's truly the essence of *Jinba-ittai* driving.

On hybrid models, i-Activ AWD works in conjunction with the regeneration system to optimize the front/rear distribution of regenerative braking, helping to maximize the energy recovered from each wheel during deceleration. And available Mazda Intelligent Drive Select (Mi-Drive) offers Normal, Sport and Off-Road modes* with integrated control of the powertrain, brake system and AWD tailored to optimize power distribution to the wheels according to the specific requirements of the mode selected.

*Mi-Drive specifications (selectable modes) vary by country and model grade. Please consult your Mazda dealer for exact information.

KINEMATIC POSTURE CONTROL (KPC)

At the front, a double-wishbone suspension system, optimally designed to take advantage of the extra space afforded by the longitudinal powertrain layout. At the rear, a multi-link setup. And now our newly developed Kinematic Posture Control (KPC) is introduced to leverage the inherent strengths of this suspension system to achieve smoother body movement in everyday driving, and suppress body roll during high-speed cornering. CX-60's rear suspension is specifically designed to oppose lift and draw the body down towards the road when the driver brakes. KPC capitalizes on this by slightly applying brake force on the inside rear wheel, especially during high speed turns, to mitigate roll and keep CX-60 reassuringly flat and stable through the curves. In addition, KPC monitors the difference in rotational speed between the rear wheels to calculate actual cornering performance in real time, using this information to maintain linear body movement and stabilize CX-60's posture. KPC's effect is particularly noticeable in tight bends and over rough surfaces, controlling body roll and making the vehicle feel more firmly planted to provide a smooth, confidence-inspiring ride for driver and passengers alike.



ALL ABOUT YOU

DRIVING POSITION

Sit upright in the driver's seat, extend your legs, and the pedals fall naturally beneath your feet. This is where Mazda's ideal driving position begins. And CX-60 maintains this, along with an optimum accelerator pedal design and all the other carefully considered human-centric cockpit design features that are typical of Mazda.

The newly developed Driver Personalization System takes our pursuit of ease of operation to a new level, helping drivers of widely differing sizes get their ideal cockpit setup in terms of both physique and preferences. With data on the driver's height

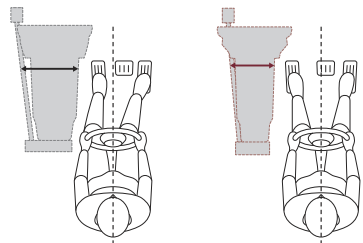
input, the Automatic Driving Position Guide then uses a camera to detect the driver's eye position and adjust seat position, steering wheel, Active Driving Display and door mirrors to suit. The system also features an automatic setting recovery function, employing facial recognition and data on over 250 settings stored in memory to quickly restore preferences for up to six individual drivers. In addition, the driver entry/exit assist system automatically slides the seat and moves the steering wheel to make getting in and out easier.

HUMAN-MACHINE INTERFACE (HMI)

Enhanced visibility and at-a-glance readability: that's what CX-60's new HMI gives you. Both the large meter cluster and the centre display feature 12.3-inch TFT LCD screens* to provide greater contrast and better legibility. Essential vehicle information is shown in the meter cluster just in front of you while the Active Driving Display on the windscreen puts constantly changing high-priority information close to your line of sight. Information related to entertainment and convenience is provided in the centre display mounted high on the dashboard.

*Sizes of meter cluster and centre display vary by country and model grade. Please consult your Mazda dealer for exact information.

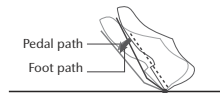
Ample pedal space for the ideal driving position



Typical RWD-based AWD model
Unbalanced, uncomfortable body posture

CX-60 AWD model
Balanced, comfortable posture with legs extended naturally

Organ-type accelerator pedal



The pedal revolves around a fixed pivot point close to where the heel rests on the floor, allowing the foot and pedal to move in a coordinated motion and relieving stress on the lower leg muscles.




Note: All images shown are for illustration purposes only.



THE SOUND OF SATISFACTION

ADVANCED ACOUSTIC ENVIRONMENT

A supremely quiet cabin is the essential backdrop to top quality in-car audio. CX-60's rigid body structure helps achieve that, suppressing intrusion of unwanted noise and vibration through extensive sound insulation and NVH measures. With this as its foundation, our unique Mazda Harmonic Acoustics audio initiative creates a breathtaking audio experience for everybody in the vehicle. Innovative cabin design allowed large 4.8-litre woofer enclosures in the front side cowls to pump out more authoritative bass with greater dynamic range. The exclusive amplifier features multiple audiophile technologies working synergistically to deliver detailed, high quality sound with more of the subtle nuances of music. And Master Sound Revive Noise Reduction (MSR NR), making its debut in a car audio system, does exactly what the name says by drastically reducing the low-level noise that can muddy sound to bring you a high quality audio experience closer to the artist's intention. In total, CX-60 provides unprecedented listening pleasure to everybody with 12 speakers of Bose® premium sound system, no matter where they are seated.

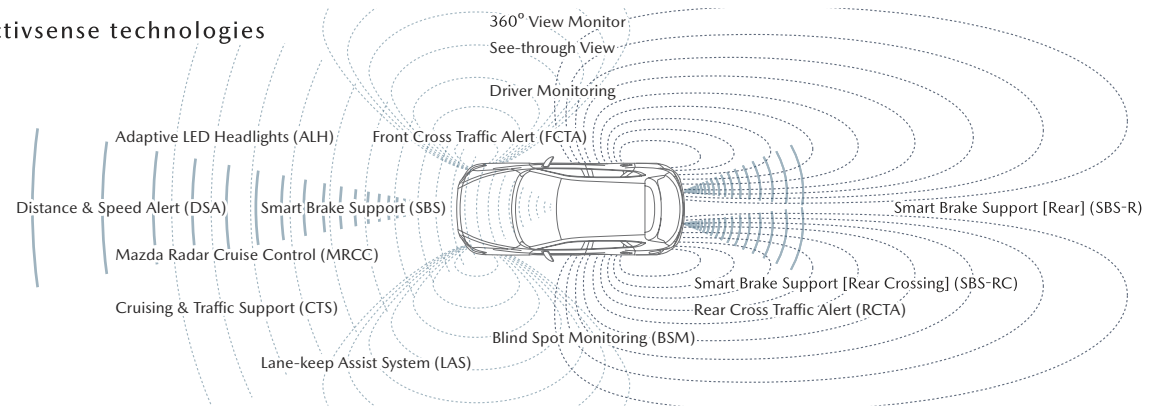


Twelve-speaker system

MAZDA PROACTIVE SAFETY

True driving pleasure requires more than just vehicle response and performance. It also demands the peace of mind that comes with feeling safe, secure and in control. In line with our human-centred design philosophy, Mazda Proactive Safety is engineered around you, the driver, to support you in anticipating and assessing your driving environment moment by moment, helping you to recognize and avoid danger beforehand rather than react after a hazardous situation has developed. i-Activsense with its full spectrum of remote sensing devices provides continuous 360° monitoring around the vehicle and alerts you to potential threats. And when necessary, its advanced autonomous control/brake systems assist in staying out of harm's way.

i-Activsense technologies



Notes: i-Activsense safety features are not a substitute for safe and attentive driving. There are limitations to the range and detection of the systems. Availability of safety equipment/features varies according to country and model grade. Please consult your Mazda dealer for exact information.

CENTRED ON SAFETY




EXTERIOR AND INTERIOR COLOURS

BODY COLOURS



Soul Red Crystal Metallic (46V)




Machine Grey Metallic (46G)



Rhodium White Metallic (51K)

Paint-coat composition



TAKUMI-NURI


Mazda's unique painting technology Takumi-Nuri (*takumi*: master craftsman, *nuri*: painting), with its unprecedented combination of colour, highlights, shade and depth, further emphasizes the sheer beauty and quality of the dynamic body shape. The lineup includes three Takumi-Nuri body colours: Soul Red Crystal Metallic, Machine Grey Metallic and Rhodium White Metallic.



Platinum Quartz Metallic (47S)



Deep Crystal Blue Mica (42M)



Jet Black Mica (41W)

SEAT MATERIALS



KURO - Nappa leather, Tan



ELITE - Nappa leather, Pure White

EQUIPMENT



The large panoramic sunroof provides an expansive top view and brings light to the entire cabin, delivering an open, airy feel to passengers in the front and rear alike.



Jointly developed with Bose®, CX-60's audio system features 12 speakers for powerful, clearly defined sound. The unique Centerpoint2 surround system delivers a superbly focused, three-dimensional sonic image even from stereo sources, while AUDIOPILOT2 monitors ambient noise levels and automatically adjusts audio volume.



The centre console tray includes a Qi wireless charger* to enable charging of compatible smartphones and other devices placed on it when the engine is running.

*Warning: Radio waves emitted by the wireless charger may affect implantable medical devices such as cardiac pacemakers and cardioverter defibrillators. Please consult your local Mazda dealer for exact information.



The front-seat ventilation system draws hot and humid air away from areas where the body is in contact with the seat surface for greater comfort. Perforations are widely and evenly distributed across the seatback and cushion for maximum efficiency, and the system offers three-stage control.



Ventilation outlets with louvers at the back of the large front centre console provide independently adjustable airflow to passengers in the rear.



Photo shows a different Mazda model.

With the advanced key in your pocket or bag, a quick kick beneath the sensor located under the rear bumper lets you open and close the power liftgate, a convenient feature when your hands are full or when you don't want to touch the car because it is wet or muddy.



MAZDA CX-60

MAJOR SPECIFICATIONS AND EQUIPMENT

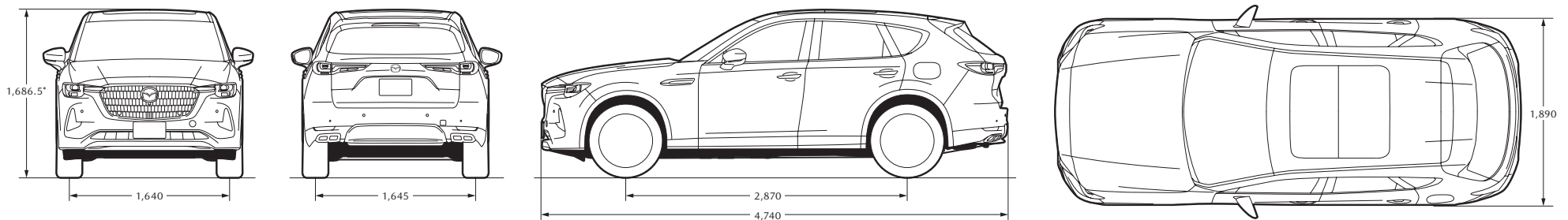
MAZDA CX-60

MAJOR SPECIFICATIONS AND EQUIPMENT

SPECIFICATIONS

Drivetrain		AWD
Engine		e-SKYACTIV-G 3.3T
DIMENSIONS & WEIGHTS		
Overall length (w/o number-plate holder)	mm	4,740
Overall width	mm	1,890
Overall height (w/o shark fin antenna)	Unladen mm	1,686.5
Wheelbase	mm	2,870
Tread	Front mm	1,640
	Rear mm	1,645
Headroom	Front row mm	991
	2nd row mm	960
Shoulder room	Front mm	1,504
	2nd row mm	1,441
Leg room	Front mm	1,058
	2nd row mm	990
Ground clearance	Unladen mm	177.7
Minimum turning radius	m	5.4
Vehicle curb weight	kg	1,953

DIMENSIONS Unit: mm



The details and specifications described are subject to change without notice and may vary according to locale. Please consult your local Mazda dealer for exact information.

MAZDA CX-60

SPECIFICATIONS

ENGINE		e-SKYACTIV-G 3.3T
Type		In-line, 6-cylinder DOHC, 24-valve, turbocharged
Displacement	cc	3,283
Bore x stroke	mm	86 x 94.2
Compression ratio		12.0 : 1
Maximum output	EEC kW (ps)/rpm	209 (284) / 5,000 - 6,000
Maximum torque	EEC Nm/rpm	450 / 2,000-3,500
Recommended fuel type		Unleaded 92RON
Fuel tank capacity	L	58
MOTOR		
Maximum power output	EEC kW (ps)/rpm	12.4 (17)/900
Maximum torque	EEC Nm/rpm	153/200
DRIVETRAIN		
Transmission type		8-speed automatic
Gear ratios	1st	4,912
	2nd	3,200
	3rd	2,168
	4th	1,729
	5th	1,290
	6th	1,000
	7th	0,843
	8th	0,651
	Reverse	4,163
Final gear ratio		3,692
STEERING		
Type		Rack & pinion
Power steering type		Electric Power-Assisted Steering
SUSPENSION		
Type	Front	Double wishbone
	Rear	Multi-link
BRAKES		
Type	Front	Ventilated discs
	Rear	Ventilated discs
Diameter	Front mm	347
	Rear mm	328
TYRES & WHEELS		
Tyre size		235/50 R20
Wheel size		20 x 7-1/2J

The details and specifications described are subject to change without notice and may vary according to locale. Please consult your local Mazda dealer for exact information.

MAZDA CX-60

EQUIPMENT

Grade		ELITE	KURO
MECHANICAL			
SKYACTIV Multi-Solution Scalable Architecture			●
Idling stop system (i-stop)			●
Kinematic Posture Control (KPC)			●
i-ACTIV AWD			●
M Hybrid Boost system			●
Brake-by-wire regenerative-friction brake coordination system			●
Mazda Intelligent Drive Select (Mi-Drive)			●
Hill Descent Control (HDC)			●
EXTERIOR			
Tyres & wheels	235/50 R20 with 10x7-1/2J aluminum wheels, black metallic machined	●	-
	235/50 R20 with 10x7-1/2J aluminum wheels, black metallic	-	●
Front wipers	Intermittent, timing adjustable, with rain sensor		●
Headlamps	LED with daytime running lamp		●
	Auto on/off		●
	Auto levelling		●
Rear combination lamp	Combination signature illumination		●
Outer mirrors	Electric adjustment with auto fold		●
	LED turning lamp		●
	Auto-dimming		●
	Memory function		●
	Body color	●	-
Radiator grille	Gloss black	-	●
	Bar type	●	-
	Honeycomb type	-	●
Power liftgate	with Hands-free function		●
Power sliding panoramic sunroof			●

The details and specifications described are subject to change without notice and may vary according to locale. Please consult your local Mazda dealer for exact information.

MAZDA CX-60

EQUIPMENT

Grade		ELITE	KURO
INTERIOR			
Audio system	Mazda connect, 12.3-inch wide TFT color display		•
	Commander control		•
	Bose® 12 speakers premium sound system		•
	Smartphone integration		•
Navigation system			•
Steering wheel	Leather, audio, & bluetooth control switches	Black leather	Two-tone leather
	Electric tilt & telescopic adjustment		•
Meter set	12.3-inch full LCD display		•
Active Driving Display (ADD)	On windscreen		•
Front auto climatic control A/C	Dual-zone		•
Rear ventilation cooler			•
Power windows	One-touch down & up		•
Seat upholstery	White nappa leather	•	-
	Tan nappa leather with quilting	-	•
Front seats	Driver: 10-way power seat adjustment with memory		•
	Front passenger: 10-way power seat adjustment		•
	Driver Personalization System with entry/exit assist system		•
	Seat ventilation		•
Qi wireless charger			•
Cargo net			•
Electric Parking Brake (EPB)	with Auto hold		•
Inner mirror (frameless)	Auto dimming		•

The details and specifications described are subject to change without notice and may vary according to locale. Please consult your local Mazda dealer for exact information.

MAZDA CX-60

EQUIPMENT

Grade	ELITE	KURO
SAFETY - ACTIVE Standard		
Anti-lock Brake System (ABS) with Electronic Brakeforce Distribution (EBD) & Brake Assist (BA)		•
Dynamic Stability Control (DSC) & Traction Control System (TCS)		•
Hill Launch Assist (HLA)		•
Emergency Stop Signal (ESS)		•
Front & rear parking sensors		•
360° view monitor with see-through view		•
SAFETY - PASSIVE Standard		
Airbags	Dual front	•
	Curtain & side	•
	Knee (driver side)	•
High-mount stop lamp		•
Side-impact door beams		•
Collapsible steering shaft & injury-minimizing brake pedal		•
Neck injury mitigation front seats		•
Ring Structure unibody construction	SKYACTIV-BODY	•
SAFETY - i-ACTIVSENSE		
Adaptive LED Headlamp (ALH)		•
Smart Brake Support (SBS) & Forward Obstruction Warning (FOW)		•
Mazda Radar Cruise Control (MRCC)		•
Cruising & Traffic Support (CTS)		•
Lane Departure Warning System (LDWS)		•
Lane keep Assist System (LAS)		•
Driver monitoring		•
Blind Spot Monitoring (BSM)		•
Rear Cross-Traffic Alert (RCTA)		•
SECURITY		
Power door locks with auto door lock system		•
Immobilizer & burglar alarm		•

The details and specifications described are subject to change without notice and may vary according to locale. Please consult your local Mazda dealer for exact information.

MYMAZDA SERVICE SPECIAL PACKAGE

REFINING YOUR DRIVING EXPERIENCE



We believe that a vehicle has something more than just a mode of transportation or a lump of metal. Therefore, we continuously push ourselves in developing SKYACTIV's superior technology and KODO design to achieve this. This is marked by the essence of being one with the car typical of Mazda's Jinba-Ittai.

MYMAZDA SERVICE was first launched simultaneously with the launch of the 7th generation Mazda and is included in every Mazda unit purchase starting from 2022.

This service aims to provide premium services to create a satisfying vehicle ownership experience and a high level of satisfaction.

- Free periodic maintenance fees for services and spare parts for 3 years or 60,000 km (whichever comes first, starting from the date of handover of the new car).
- The ERA (Emergency Road Assistance) coverage limit for the JABODETABEK area and a maximum of 30 km is calculated from the location of the incident to the nearest authorized dealer. Beyond this distance, there will be additional costs that will be borne by the customer.
- MOC (Mazda Owners Club) card that provides special offers, for programs hosted by PT Eurokars Motor Indonesia.
- Purchase extended warranties (additional 2 years) with special prices.



SCAN TO DISCOVER MORE